

PanelScapes: FORMED

Architectural Panel Solutions, Simplified

METAL
SPACES
A division of Viva Railings, LLC.



VIVA RAILINGS
LEADERS IN ARCHITECTURAL RAILING SYSTEMS




System Overview

 **Standardized supply-only panels in select best-selling patterns and solid configurations**

 **CSI Division: 05 7000 – Metal Wall Panels**

 **Delivery Model: Quick Ship supply-only**



APPLICATIONS



Interior feature walls: lobbies, elevator surrounds, corridors



Exterior accent wall facades and cladding: commercial, hospitality, institutional



Partitions and dividers: interior space management, privacy barriers, landscaping and balcony dividers




Screening: HVAC, equipment, and waste management enclosures



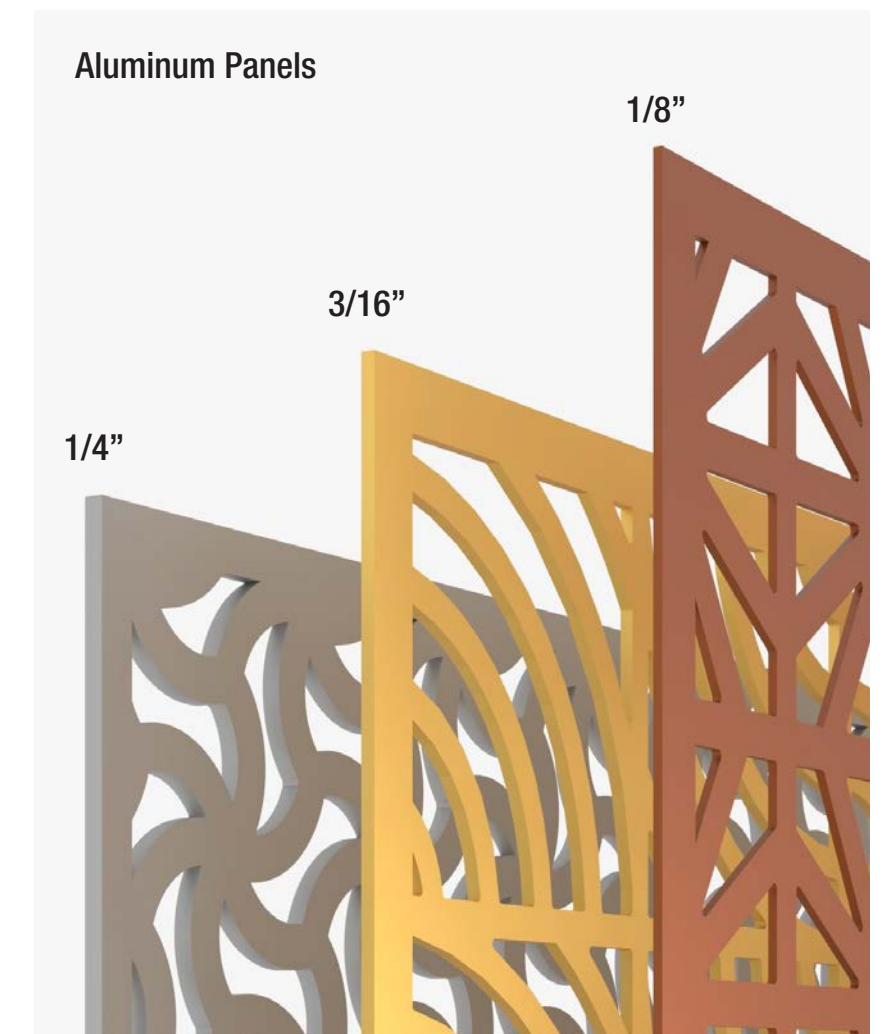
KEY FEATURES

- **Quick Ship Delivery:** Standardized panels in select best-selling patterns and solid configurations
- **Material Range:** Aluminum, Stainless Steel, and Steel in formed profiles
- **Finish Options:** Powder Coat (AAMA 2604); Stainless Steel in Brushed Satin, Glass Bead Satin, and Cross Hatch
- **Spec-Driven Simplicity:** Built for fast submittals and repeatable installs
Competitive Value: Standardized offering priced for spec-driven projects



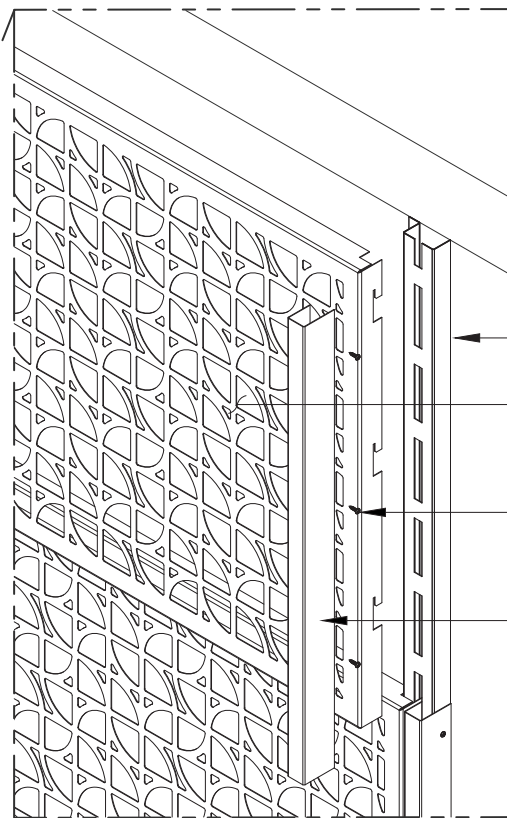
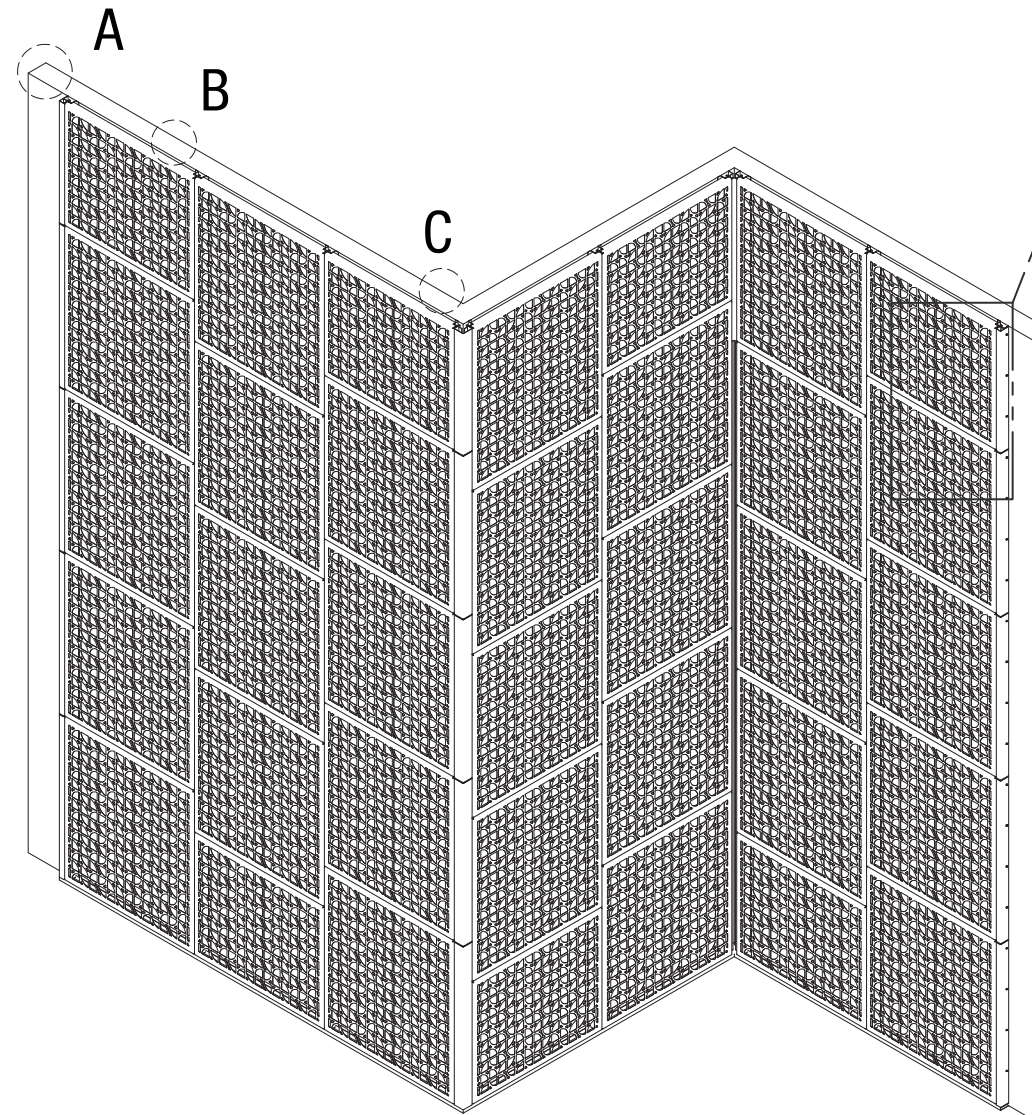
Formed

Mounting	Panel Type	Dimensions	Material	Finish	Weight (lb/ft ²)	
					Solid	30% Opening
		Width (IN) x Height (IN)				
Hidden Fasteners Interior Exterior - Low Wind Loads (< 30 PSI)	Formed Panel	44 x 44 44 x 88 44 x 55 44 x 110	Aluminum 1/8"	Powder Coat (AAMA 2604)	1.76	1.23
			Aluminum 3/16"		2.63	1.84
			Aluminum 1/4"		3.51	2.45
			Stainless steel 14GA	Brushed Satin, Glass Bead Satin, Cross Hatched & Swirl	3.14	2.19
			Steel 14GA	Zinc Rich Primer + Powder Coat Mill Finish (paint by others)	3.15	2.19
			Steel 11GA		5.08	3.55

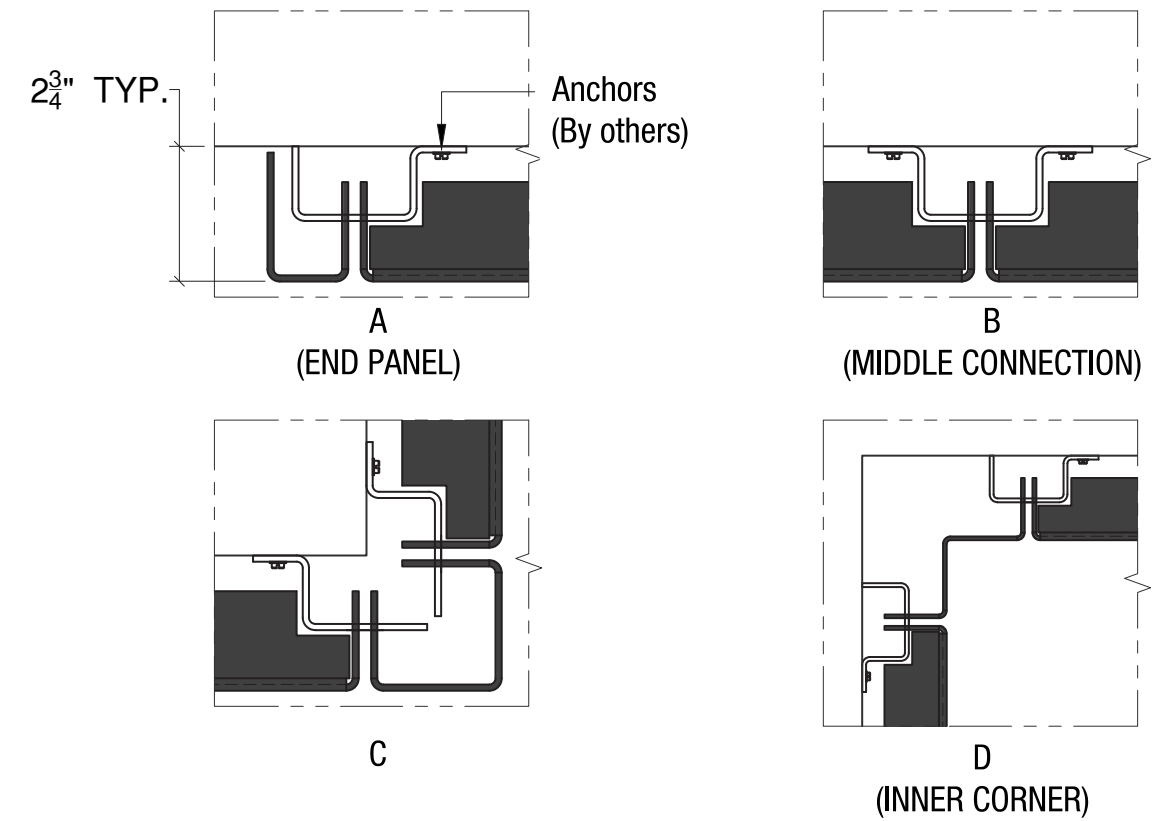


Mounting Details


A modular wall panel system designed for easy installation and effortless rearrangement, allowing versatile configurations to adapt to your project needs.



- ← Channel for panel attachment
- ← Standardized wall panels (formed)
- ← Fasteners for End Trims only
- ← Corner panels and ends available: 1.5" and 9".
- ← Custom ends and corners available as required.



CHANNEL WALL ATTACHMENT
Deep profile with tool-free rearrangement

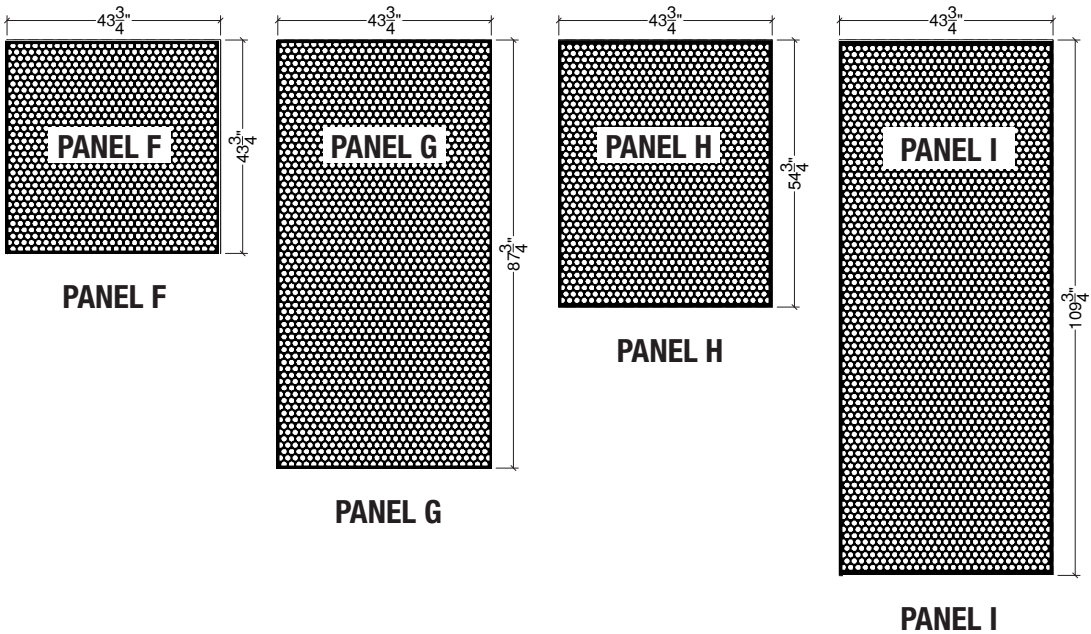


Standard Panels & Arrays

Choose from four standard arrays, customize them to fit your design vision, or create your own using our set of four modular panels. This flexibility ensures seamless integration with any architectural or aesthetic.

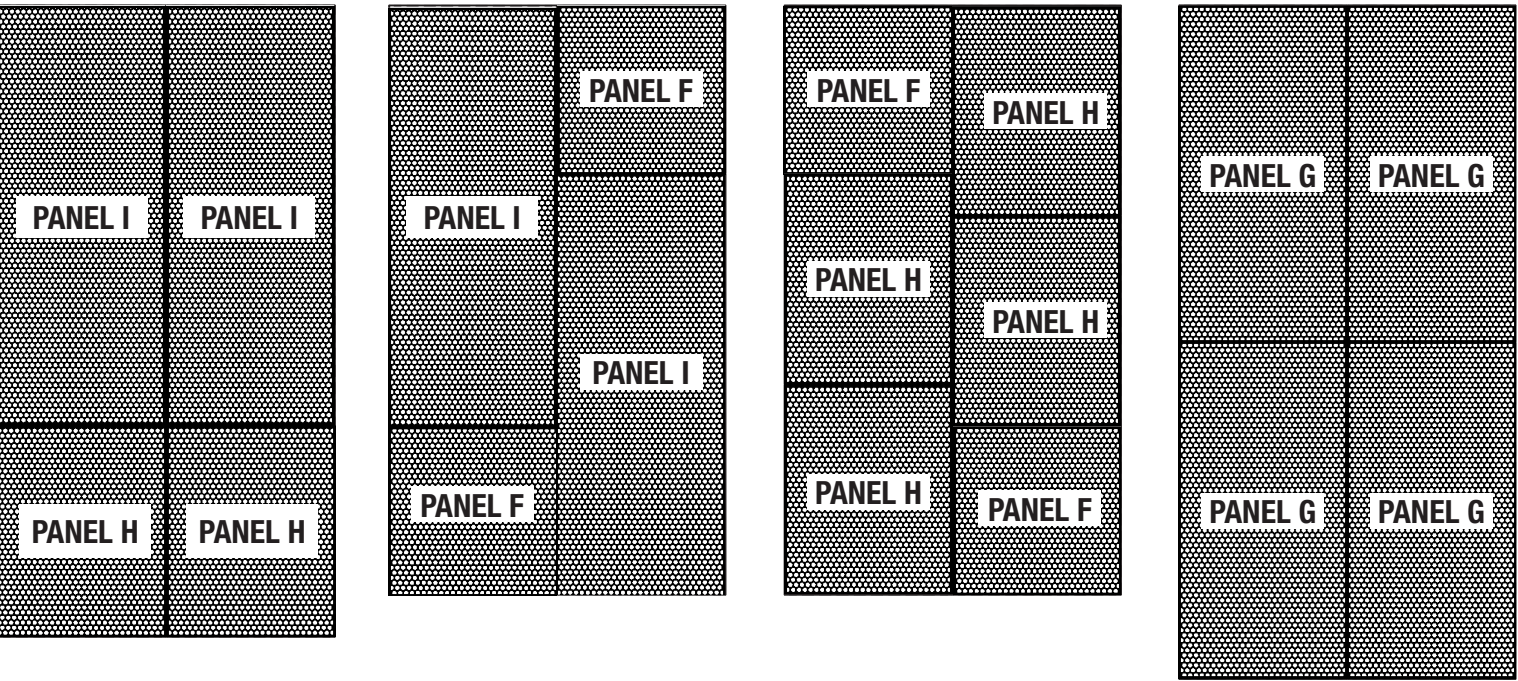
All panels are available as solid panels or laser cut panels.

Standard Panel Sizes



PANEL OPTIONS

Pre-Configured Arrays



ARRAY 1

ARRAY 2

ARRAY 3

ARRAY 4





Pattern Collections

Where Performance Meets Personality

At MetalSpaces, we know that PanelScapes are more than functional barriers—they are expressive design elements that shape the identity of a space. Our curated pattern categories are tailored for wall applications requiring both aesthetic strength and technical excellence:

Primary

Crisp, modern, and minimal — these linear patterns add structure and repetition to building exteriors.
Use Cases: Garage walls, equipment enclosures, privacy fences

Geometric


Symmetrical, tessellated designs that bring rhythm and movement to façades.
Use Cases: Entry screens, visual barriers, brand-forward architecture

Organic

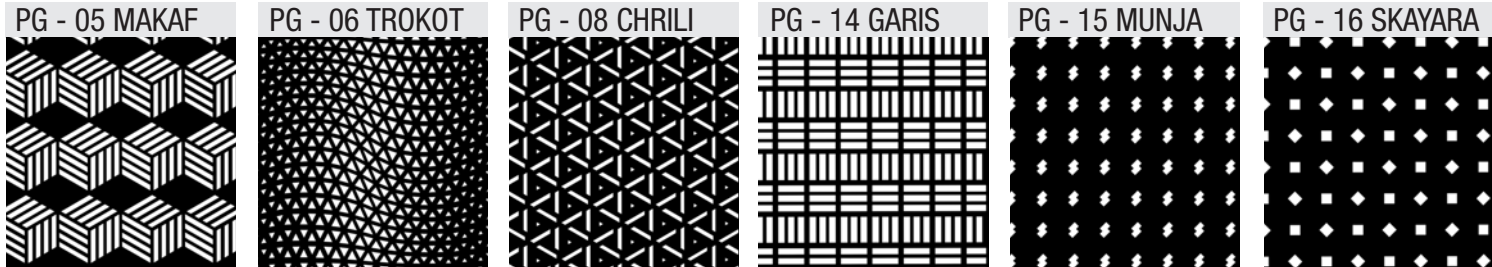
Soft, flowing forms that evoke nature. A biophilic touch in even the most urban environments.
Use Cases: Mixed-use developments, wellness campuses, hospitality exteriors




Primary Patterns



Geometric Patterns



Organic Patterns





DESIGN + ENGINEER + FABRICATE + INSTALL


151 W. Vista Ridge Mall Dr. Lewisville, TX 75067

(Dallas/Fort Worth Metroplex)

PH: 972.353.8482 | info@vivarailings.com
vivarailings.com



Inc. Magazine 500 | 5000
VIVA RAILINGS, LLC.
Among The Fastest Growing
US Companies
Eight Years in a Row
2012-2019



Inc. Magazine 500 | 5000
VIVA RAILINGS, LLC.
Among The Fastest Growing
Texas Companies
#211



ICC-ES 4405 Certified
SHOE™
Structural Glass Railing System



LEED
Material & Resources Credits 4.1 and 4.2



The American Institute of Architects



The California Contractors State License
Board Certified

