



PanelScapes: FLAT

Architectural Panel Solutions, Simplified

METAL[®]
SPACES
A division of Viva Railings, LLC.



VIVA RAILINGS[®]
LEADERS IN ARCHITECTURAL RAILING SYSTEMS




System Overview

 **Standardized supply-only panels in select best-selling patterns and solid configurations**

 **CSI Division: 05 7000 – Metal Wall Panels**

 **Delivery Model: Quick Ship supply-only**



APPLICATIONS



Interior feature walls: lobbies, elevator surrounds, corridors



Exterior accent wall facades and cladding: commercial, hospitality, institutional



Partitions and dividers: interior space management, privacy barriers, landscaping and balcony dividers



Screening: HVAC, equipment, and waste management enclosures



KEY FEATURES

- **Quick Ship Delivery:** Standardized panels in select best-selling patterns and solid configurations
- **Material Range:** Aluminum, Stainless Steel, and Steel in flat profiles
- **Finish Options:** Powder Coat (AAMA 2604); Stainless Steel in Brushed Satin, Glass Bead Satin, and Cross Hatch
- **Spec-Driven Simplicity:** Built for fast submittals and repeatable installs
Competitive Value: Standardized offering priced for spec-driven projects

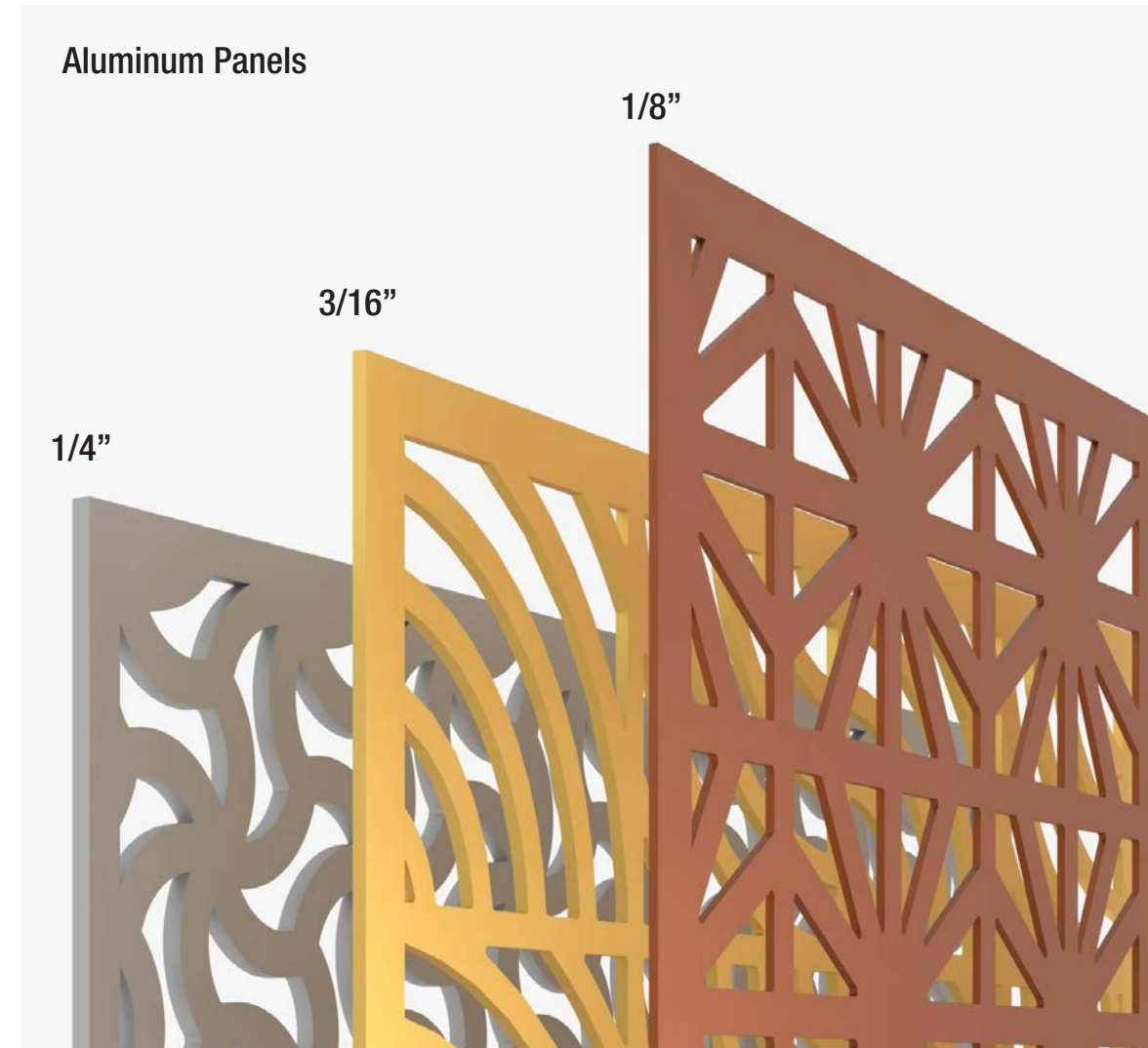


BRAINTREE SOUTH MIDDLE SCHOOL
General Contractor: Bass Associates
Architect: Miller Dyer Spears (MDS)



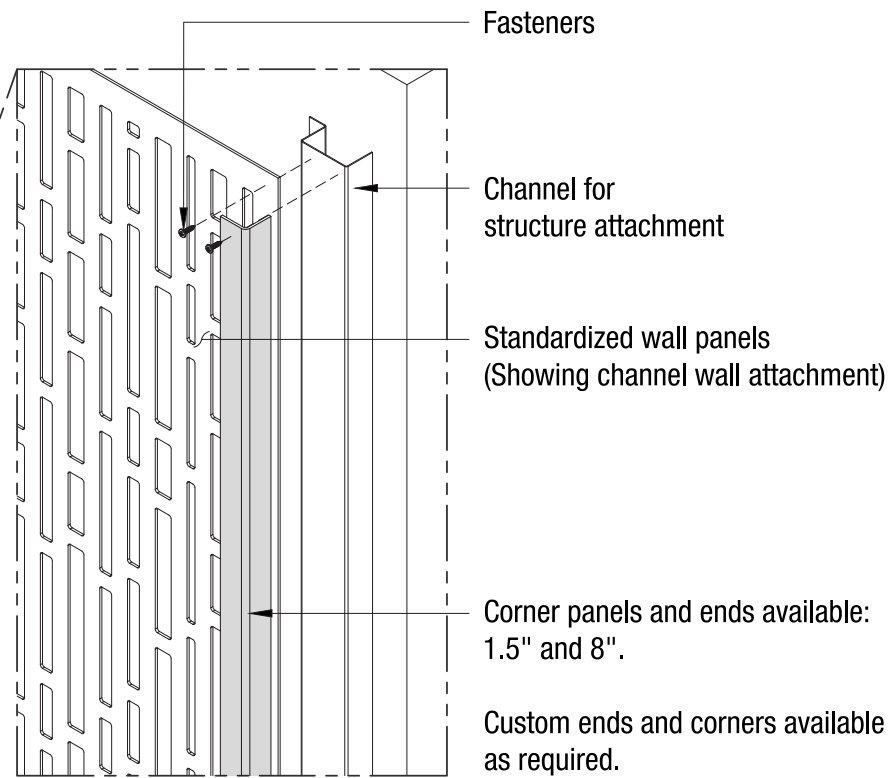
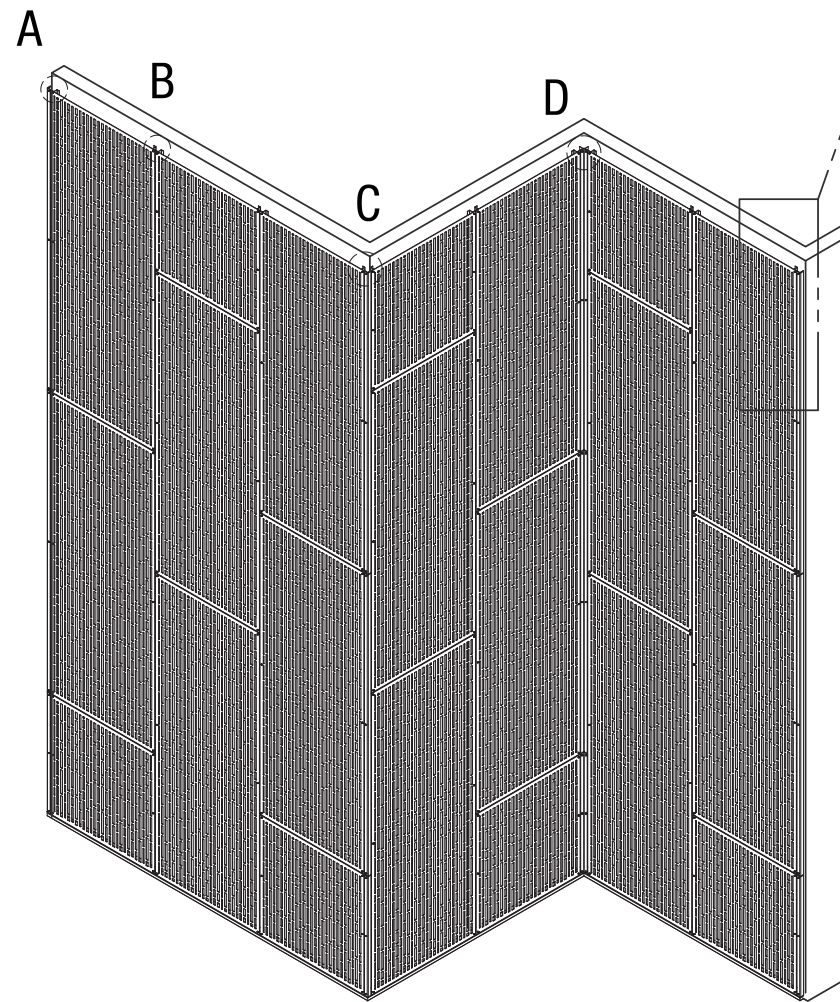
Flat

Application	Panel Type	Standard Dimensions W x H (inches)	Material	Finish	WEIGHT (lb/ft ²)		
					SOLID	30% OPENING	
Exposed Fasteners Interior	Flat Panel	36 x 48 36 x 60 36 x 96 36 x 120 48 x 96	Aluminum 1/8"	Powder Coat (AAMA 2604)	1.76	1.23	
			Aluminum 3/16"		2.63	1.84	
			Aluminum 1/4"		3.51	2.45	
			Stainless steel 14GA	Brushed Satin, Glass Bead Satin, Cross Hatch & Swirl	3.14	2.19	
			Stainless steel 14GA		Zinc Rich Primer + Powder Coat Mill Finish (paint by others)	3.15	2.19
			Steel 11GA			5.08	3.55



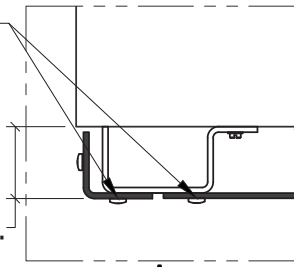
Mounting Details

A modular wall panel system designed for easy installation and effortless rearrangement, allowing versatile configurations to adapt to your project needs.

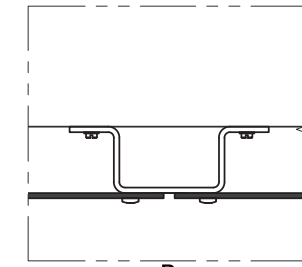


Sq. Drive pan head #10x1 (Interior)
Drill-Flex 1/4x1 1/4 w/ washer (Exterior)

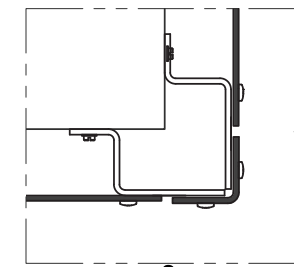
1 5/8" TYP.



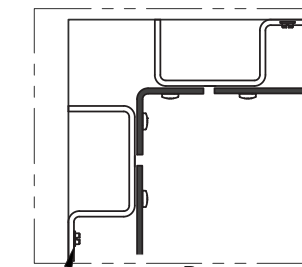
A
(END PANEL)



B
(MIDDLE CHANNEL)

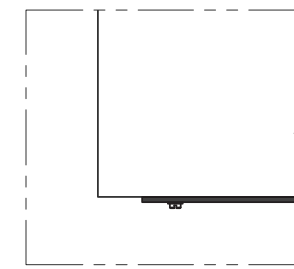


C
(OUTER CORNER)

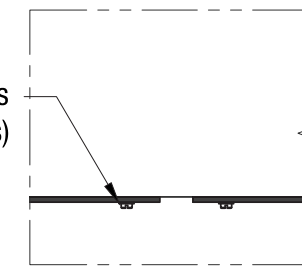


D
(INNER CORNER)

CHANNEL WALL ATTACHMENT
Offset for depth and dimensional look

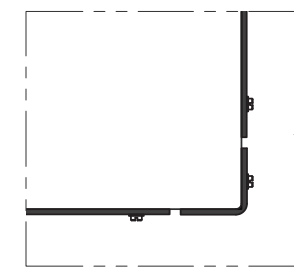


A
(END PANEL)

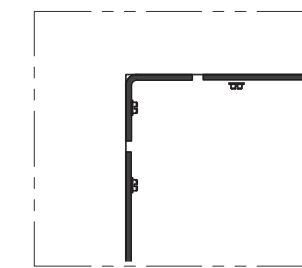


Anchors (By others)

B
(MIDDLE CONNECTION)



C
(OUTER CORNER)



D
(INNER CORNER)

DIRECT WALL ATTACHMENT
Thin and minimalistic look




Standard Panels & Arrays

Choose from four standard patterns, customize them to fit your design vision, or create your own using our set of four modular panels. This flexibility ensures seamless integration with any architectural or aesthetic.


All panels are available as solid panels or laser cut panels.

Standard Panel Sizes




PANEL OPTIONS


Pre-Configured Arrays




ARRAY 1



ARRAY 2



ARRAY 3



ARRAY 4





JOEY RODRIGUEZ JR. HIGH SCHOOL
General Contractor: Lee Lewis Construction
Architect: Corgan



Pattern Collections

Where Performance Meets Personality

At MetalSpaces, we know that PanelScapes are more than functional barriers—they are expressive design elements that shape the identity of a space. Our curated pattern categories are tailored for wall applications requiring both aesthetic strength and technical excellence:

Primary

Crisp, modern, and minimal — these linear patterns add structure and repetition to building exteriors.
Use Cases: Garage walls, equipment enclosures, privacy fences

Geometric


Symmetrical, tessellated designs that bring rhythm and movement to façades.
Use Cases: Entry screens, visual barriers, brand-forward architecture

Organic


Soft, flowing forms that evoke nature. A biophilic touch in even the most urban environments.
Use Cases: Mixed-use developments, wellness campuses, hospitality exteriors




Primary Patterns



Geometric Patterns



Organic Patterns





DESIGN + ENGINEER + FABRICATE + INSTALL

151 W. Vista Ridge Mall Dr. Lewisville, TX 75067

(Dallas/Fort Worth Metroplex)

PH: 972.353.8482 | info@vivarailings.com
vivarailings.com




Inc. Magazine 500 | 5000
VIVA RAILINGS, LLC.
Among The Fastest Growing
US Companies
Eight Years in a Row
2012-2019



Inc. Magazine 500 | 5000
VIVA RAILINGS, LLC.
Among The Fastest Growing
Texas Companies
#211



ICC-ES 4405 Certified
SHOE™
Structural Glass Railing System



LEED
Material & Resources Credits 4.1 and 4.2



The American Institute of Architects



The California Contractors State License
Board Certified

